
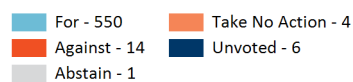


# Proposal Statistics Report


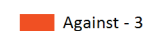
From 5/31/2019 to 5/31/2020

	Mgmt Proposals	SHP Proposals	Total Proposals
For	550	0	550
Against	14	3	17
Abstain	1	0	1
1 Year	0	0	0
2 Years	0	0	0
3 Years	0	0	0
Mixed	0	0	0
Take No Action	4	0	4
Unvoted	6	0	6
<b>Totals</b>	<b>575</b>	<b>3</b>	<b>578</b>

Management Proposals – Votes Cast

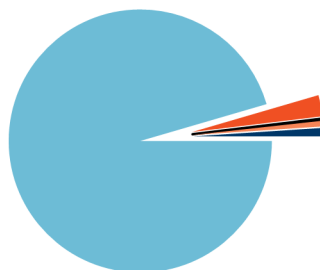
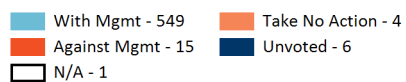


Shareholder Proposals – Votes Cast



	Mgmt Proposals	SHP Proposals	Total Proposals
With Management	549	0	549
Against Management	15	0	15
N/A	1	3	4
Mixed	0	0	0
Take No Action	4	0	4
Unvoted	6	0	6
<b>Totals</b>	<b>575</b>	<b>3</b>	<b>578</b>

Management Proposals – Votes versus Management



Shareholder Proposals – Votes versus Management

